

# Lesson 1

## Directions:

- > Teacher brings one student to the board.
- > Teacher circles the shape to trace and tells student to trace \_\_\_\_\_.
- > Student traces the shape on board.
- > After mini lesson for target shape, all student practice on their worksheets.
- > Repeat until all shapes are completed.
- > After all students have practiced circling all shapes, complete worksheet again, by telling student to circle random shapes with or without prompts.

Name: \_\_\_\_\_

3D



triangle



circle



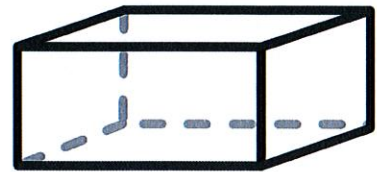


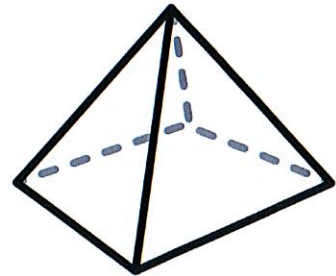
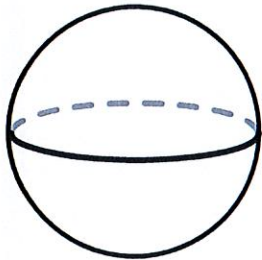
square



rectangle



semi-circle



Name: \_\_\_\_\_

3D



line across





line up



diagonal line


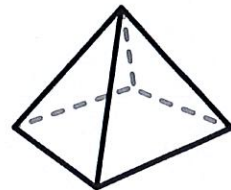
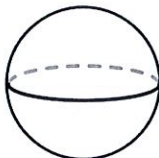
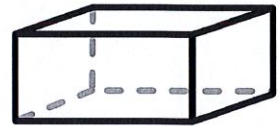

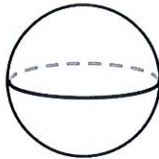
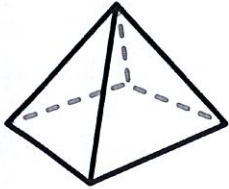


diagonal line



Name: \_\_\_\_\_

---



Name: \_\_\_\_\_

---

