

# Lesson 1

Directions:


- > Teacher brings one student to the board.
- > Teacher circles the shape to trace and tells student to trace \_\_\_\_\_.
- > Student traces the shape on board.
- > After mini lesson for target shape, all student practice on their worksheets.
- > Repeat until all shapes are completed.
- > After all students have practiced circling all shapes, complete worksheet again, by telling student to circle random shapes with or without prompts.

Name: \_\_\_\_\_


2D



pentagon




hexagon



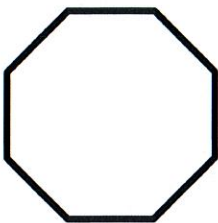
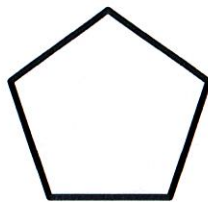
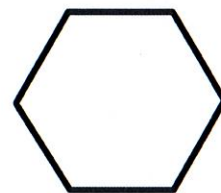
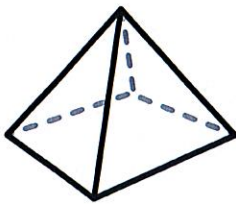
octagon



cone

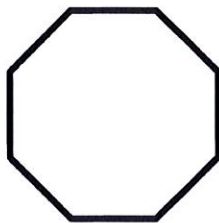

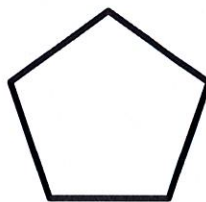
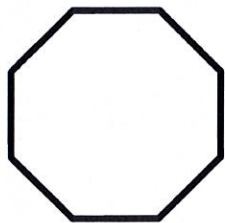
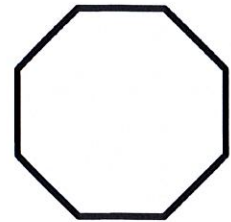
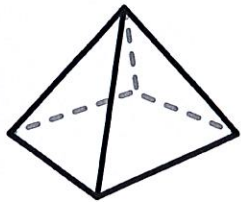
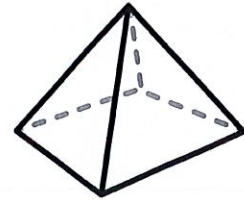
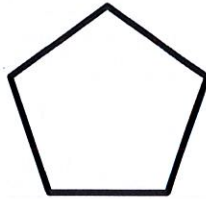
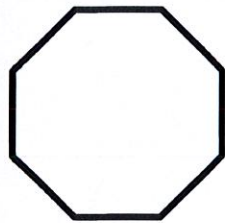


pyramid



Name: \_\_\_\_\_

2D



Name: \_\_\_\_\_

2D




semi-circle





parallelogram



trapezoid



rhombus



Name: \_\_\_\_\_

2D

