


Lesson 1

Directions:

- > Teacher brings one student to the board.
- > Teacher circles the shape to trace and tells student to trace _____.
- > Student traces the shape on board.
- > After mini lesson for target shape, all student practice on their worksheets.
- > Repeat until all shapes are completed.
- > After all students have practiced circling all shapes, complete worksheet again, by telling student to circle random shapes with or without prompts.

Name: _____

2D



circle



square




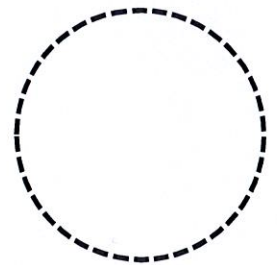
triangle




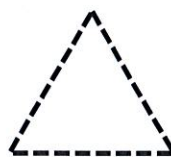



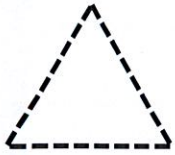
rectangle



semi-circle



Name: _____



Name: _____

2D



line across



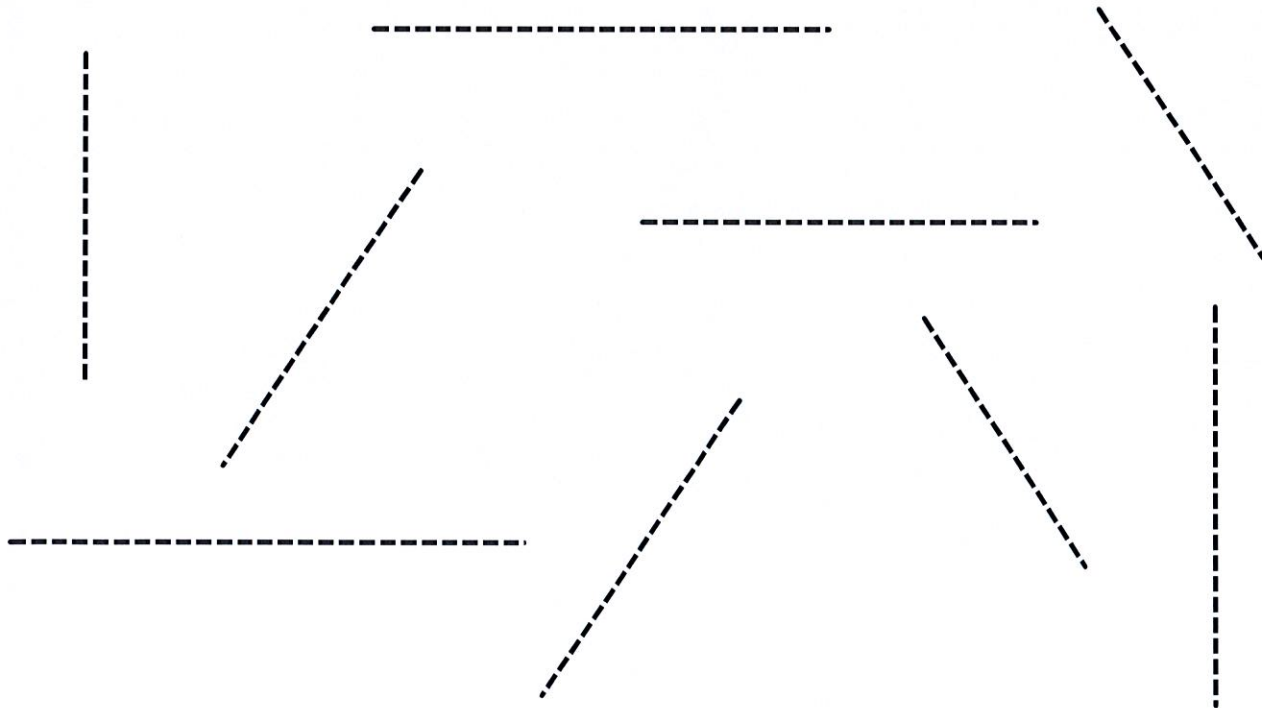
line up



diagonal line



diagonal line



Name: _____

