


# English Muffin Pizzas



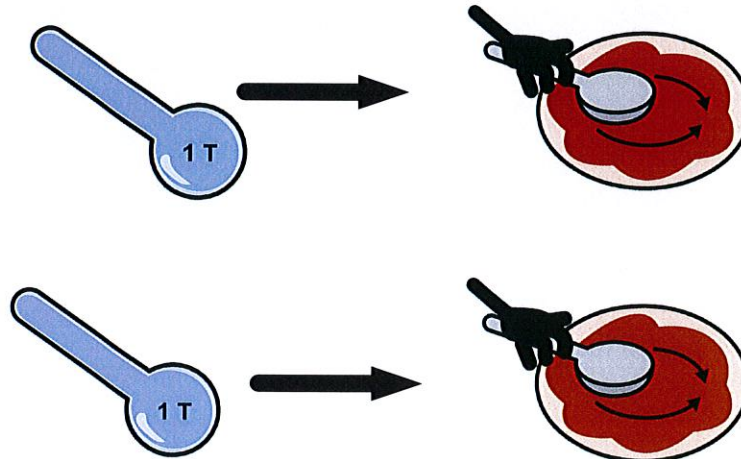
modified  
recipe

## Directions:

1. Cut one english muffin in half.





2. Spread 2 tablespoons of pizza sauce on each muffin half.




# English Muffin Pizzas




## 3. Add toppings




# English Muffin Pizzas



4. Sprinkle cheese on top.




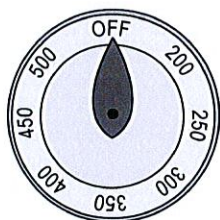
5. Place on a large baking sheet.




# English Muffin Pizzas



6. Set oven temperature to 400°.




7. put pizza in oven and cook for 10 minutes. Set timer for 10 minutes.



# English Muffin Pizzas



8. Timer goes off, put on oven mittens and take out of oven.



9. Turn oven off.

